

ภาคผนวก 10

เอกสารสอบเทียบเครื่องมือตรวจวัด

เอกสารสอบเทียบเครื่องมือตรวจวัดค่า pH



QUALITY CALIBRATION CO.,LTD.
235 Petchkasem 63/2 Road, Laksong, Bangkac, Bangkok 10160
Tel (662) 421-5402, (662) 444-0152-3, Fax (662) 809-4584



CERTIFICATE No : 23E0843
REFERENCE No : 67999-1

PAGE : 1 OF 2

Certificate of Calibration

EQUIPMENT : pH METER
MANUFACTURER : DKK-TOA
MODEL : HM-25R
SERIAL No : 760205
ID No : EQL-183
CONDITION AS RECEIVED : USED ITEM
SUBMITTED BY : TEST TECH CO., LTD.
30,32 RAMA II SOI 63, RAMA II RD., SAMAEDAM,
BANGKHUNTHIAN, BANGKOK 10150

CALIBRATED BY : PRASERT P.

CALIBRATION DATE : 27-Jan-23

APPROVED BY : 
PONGSAK J.

ISSUED DATE : 03-Jan-23

RECEIVED DATE : 27-Jan-23

THIS CERTIFICATE MAY NOT BE REPRODUCED OTHER THAN IN FULL EXCEPT WITH THE PRIOR WRITTEN APPROVAL OF
QUALITY CALIBRATION CO., LTD.

F-G010 REV 02



CERTIFICATE No : 23E0843

PAGE : 2 OF 2

Calibration Report

EQUIPMENT : pH METER
MANUFACTURER : DKK-TOA
ID No : EQL-183
RECEIVED DATE : 27-Jan-23
AMBIENT TEMPERATURE : 23° C ± 1° C
MODEL : HM-25R
SERIAL NUMBER : 760205
CALIBRATION DATE : 27-Jan-23
RELATIVE HUMIDITY : 51 %RH ± 10 % RH

CONDITION OF THIS RESULTS OF CALIBRATION

1. THIS INSTRUMENT WAS CALIBRATED BY DIRECT MEASUREMENT METHOD BASED ON WI-TQ-062. THE DISPLAY UNIT WAS TESTED BY GENERATING STANDARD VOLTAGE TO THE UNIT AND READ THE VALUE COMPARED WITH CALCULATED VALUE. THE DISPLAY AND ELECTRODE WAS CALIBRATED BY USING STANDARD pH BUFFER SOLUTION.
2. REFERENCE STANDARD INSTRUMENTS :-

INSTRUMENT	MODEL	SERIAL No/ LOT No	CERTIFICATE No	DUE DATE
1) pH STANDARD SOLUTION	00651-06	CC719181	4880-12119147	05-Apr-23
2) pH STANDARD SOLUTION	00651-08	CC718727	4881-12110709	31-Mar-23
3) pH STANDARD SOLUTION	00651-10	CC717045	4882-12065386	17-Mar-23
4) PROCESS CALIBRATOR	CA150	91S6079	22E1145	31-Mar-23
5) BATH	260014	1247 48074	22T9870	13-Sep-23
6) THERMOMETER WITH PROBE	421504	55000379	22T9904	13-Sep-23

3. THIS RESULT WAS FOUND ACCURATE AS SHOWN ON DATE AND PLACE OF CALIBRATION ONLY.
4. THIS RESULT EXCLUDE LONG TERM STABILITY OF THE UNIT UNDER CALIBRATION.
5. THIS CERTIFICATE IS TRACEABLE TO SI UNIT MAINTAINED AT :-
 - NATIONAL INSTITUTE OF STANDARD AND TECHNOLOGY, USA.
 - NATIONAL INSTITUTE OF METROLOGY (THAILAND)

RESULT OF CALIBRATION : WITHOUT ADJUSTMENT

1. DISPLAY UNIT WITH pH ELECTRODE S/N: 202F0138MK

STANDARD pH BUFFER SOLUTION (pH)	UUC READING (pH)	CORRECTION (pH)	ACTUAL READING (mV)	UNCERTAINTY OF MEASUREMENT (± pH)	COVERAGE FACTOR k
4.007	4.01	-0.003	178	0.013	2.0
7.004	7.00	0.004	0.0	0.013	2.0
10.014	10.01	0.004	-177	0.014	2.0

2. DISPLAY UNIT MEASUREMENT TEMPERATURE WITH PROBE

STANDARD READING (°C)	UUC* READING (°C)	IMMERSION DEPTH (mm)	CORRECTION (°C)	UNCERTAINTY OF MEASUREMENT (±°C)
25.002	25.0	80	0.002	0.21

3. PERCENT SLOPE 98%

UUC : UNIT UNDER CALIBRATION

THIS CALIBRATION WAS CARRIED OUT AT THE CUSTOMER'S PLACE AT LABORATORY AREA.

THE REPORTED UNCERTAINTY OF MEASUREMENT WAS BASED ON A STANDARD UNCERTAINTY MULTIPLIED BY A COVERAGE FACTOR k, PROVIDING A LEVEL OF CONFIDENCE APPROXIMATELY 95%.

END OF CALIBRATION REPORT

F-G010 REV.02

การดูแลบำรุงรักษาเชิงป้องกัน

Preventive Maintenance



บริษัท ดีเคเอสเอช เทคโนโลยี จำกัด

ฝ่ายบริการหลังการขาย

โทร 0 2 639 7000 E-mail: service.ttc.th@dksh.com

ฝ่ายขายและการตลาด

โทร 0 2 639 7000 E-Mail : marketing.ttc.th@dksh.com

Website : www.dksh.co.th/technology/scientific-thailand

ช่องทางการติดต่อ



DKSH Technology Limited (บริษัท ดีเคเอสเอช เทคโนโลยี จำกัด)
เลขที่ 2533 ถนนสุขุมวิท แขวงบางจาก เขตพระโขนง กรุงเทพฯ 10260
เลขประจำตัวผู้เสียภาษี 010-555-001-4547 (สำนักงานใหญ่)



LINE: @dkshscientific



Call center 0 2 639 7000



DKSH Scientific



www.dksh.com/scientific-thailand/



marketing_tec.th@dksh.com



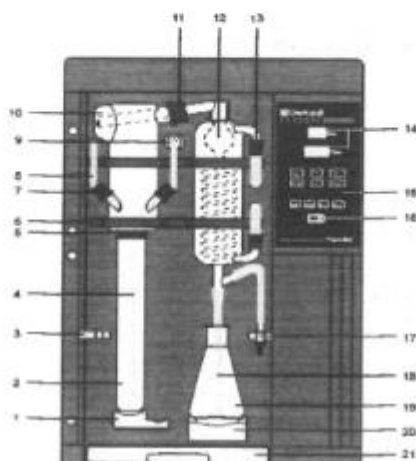
@dkshscientific

JOB No: Lspr2302591 MODEL: Vap30 S/N: 003718

Part : Operational Qualification (OQ)

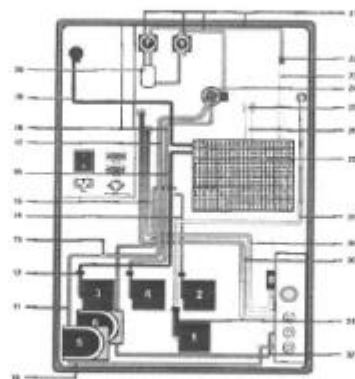
ตรวจสอบสภาพเครื่อง

FRONT



	Pass	Fail	N/A	Remark
1.Quick clamping device with wedge	<input checked="" type="checkbox"/>	<input type="checkbox"/>	<input type="checkbox"/>
2. Kjeldatherm digestion tube	<input checked="" type="checkbox"/>	<input type="checkbox"/>	<input type="checkbox"/>
3. Holder for steam inlet tubing	<input checked="" type="checkbox"/>	<input type="checkbox"/>	<input type="checkbox"/>
4. PTFE-Inlet tubing, steam	<input checked="" type="checkbox"/>	<input type="checkbox"/>	<input type="checkbox"/>
5. Viton-cone	<input checked="" type="checkbox"/>	<input type="checkbox"/>	<input type="checkbox"/>
6. Clamping for glassware	<input checked="" type="checkbox"/>	<input type="checkbox"/>	<input type="checkbox"/>
7. Screw cap GL18 with silicone seal	<input checked="" type="checkbox"/>	<input type="checkbox"/>	<input type="checkbox"/>
8. PTFE-Inlet tubing, NaOH	<input checked="" type="checkbox"/>	<input type="checkbox"/>	<input type="checkbox"/>
9. PP-Distributor with PP-threaded joint	<input checked="" type="checkbox"/>	<input type="checkbox"/>	<input type="checkbox"/>
10. Distribution head, glass	<input checked="" type="checkbox"/>	<input type="checkbox"/>	<input type="checkbox"/>
11. Screw cap GL32 with silicone seal	<input checked="" type="checkbox"/>	<input type="checkbox"/>	<input type="checkbox"/>
12. Distillation condenser	<input checked="" type="checkbox"/>	<input type="checkbox"/>	<input type="checkbox"/>
13. Screw cap GL14 with plastic screw connection	<input checked="" type="checkbox"/>	<input type="checkbox"/>	<input type="checkbox"/>
14. Display	<input checked="" type="checkbox"/>	<input type="checkbox"/>	<input type="checkbox"/>
15. Keyboard, chemical-resistant	<input checked="" type="checkbox"/>	<input type="checkbox"/>	<input type="checkbox"/>
16. Main switch, green	<input checked="" type="checkbox"/>	<input type="checkbox"/>	<input type="checkbox"/>
17. Ventilation valve	<input checked="" type="checkbox"/>	<input type="checkbox"/>	<input type="checkbox"/>
18. Distillate outlet tubing	<input checked="" type="checkbox"/>	<input type="checkbox"/>	<input type="checkbox"/>
19. Erlenmeyer flask	<input checked="" type="checkbox"/>	<input type="checkbox"/>	<input type="checkbox"/>
20. Platform	<input checked="" type="checkbox"/>	<input type="checkbox"/>	<input type="checkbox"/>
21. Drip tray	<input checked="" type="checkbox"/>	<input type="checkbox"/>	<input type="checkbox"/>

REAR



	Pass	Fail	N/A	Remark
1. Diaphragm pump NaOH	<input checked="" type="checkbox"/>	<input type="checkbox"/>	<input type="checkbox"/>
2. Diaphragm pump H ₃ BO ₃	<input type="checkbox"/>	<input type="checkbox"/>	<input checked="" type="checkbox"/>	vap 40 only
3. Diaphragm pump H ₂ O for steam generator	<input checked="" type="checkbox"/>	<input type="checkbox"/>	<input type="checkbox"/>
4. Diaphragm pump H ₂ O for sample	<input checked="" type="checkbox"/>	<input type="checkbox"/>	<input type="checkbox"/>	vap 30,40 only
5. Peristaltic pump for suction sample	<input checked="" type="checkbox"/>	<input type="checkbox"/>	<input type="checkbox"/>	vap 30,40 only
6. Peristaltic pump for suction receiver	<input type="checkbox"/>	<input type="checkbox"/>	<input checked="" type="checkbox"/>	option
7. Pinch-solenoid valve, steam	<input checked="" type="checkbox"/>	<input type="checkbox"/>	<input type="checkbox"/>
8. Magnetic valve with pressure control	<input checked="" type="checkbox"/>	<input type="checkbox"/>	<input type="checkbox"/>
9. Pinch-solenoid valve, shut-off	<input checked="" type="checkbox"/>	<input type="checkbox"/>	<input type="checkbox"/>
10. Verprene-tubing 4x8 mm.	<input checked="" type="checkbox"/>	<input type="checkbox"/>	<input type="checkbox"/>
11. Verprene-tubing 4x8 mm.	<input checked="" type="checkbox"/>	<input type="checkbox"/>	<input type="checkbox"/>	vap 30,40 only
12. Non-return valve for diaphragm pumps	<input checked="" type="checkbox"/>	<input type="checkbox"/>	<input type="checkbox"/>
13. Tubing reduction PP 51x10x5 mm.	<input checked="" type="checkbox"/>	<input type="checkbox"/>	<input type="checkbox"/>	vap 30,40 only
14. Silicone tubing 4x7 mm.	<input type="checkbox"/>	<input type="checkbox"/>	<input checked="" type="checkbox"/>	vap 40 only
15. Silicone tubing 4x7 mm.	<input type="checkbox"/>	<input type="checkbox"/>	<input checked="" type="checkbox"/>	option
16. Silicone -tubing 4x7 mm.	<input checked="" type="checkbox"/>	<input type="checkbox"/>	<input type="checkbox"/>
17. Verprene-tubing 8x12 mm.	<input checked="" type="checkbox"/>	<input type="checkbox"/>	<input type="checkbox"/>	vap 30,40 only
18. Verprene tubing 4x7 mm.	<input checked="" type="checkbox"/>	<input type="checkbox"/>	<input type="checkbox"/>	vap 30,40 only
19. Silicone tubing 4x7 mm.	<input checked="" type="checkbox"/>	<input type="checkbox"/>	<input type="checkbox"/>
20. Ventilation glass	<input checked="" type="checkbox"/>	<input type="checkbox"/>	<input type="checkbox"/>
21. Novoprene-tubing 4.8x8 mm.	<input checked="" type="checkbox"/>	<input type="checkbox"/>	<input type="checkbox"/>
22. Tubing reduction	<input checked="" type="checkbox"/>	<input type="checkbox"/>	<input type="checkbox"/>
23. Silicone tubing 6x10 mm.	<input checked="" type="checkbox"/>	<input type="checkbox"/>	<input type="checkbox"/>
24. PP-distributor with PP-thread	<input checked="" type="checkbox"/>	<input type="checkbox"/>	<input type="checkbox"/>
25. SKT-valve (built in with brass fitting)	<input checked="" type="checkbox"/>	<input type="checkbox"/>	<input type="checkbox"/>
26. Silicone tubing 8x16x80 mm.	<input checked="" type="checkbox"/>	<input type="checkbox"/>	<input type="checkbox"/>
27. Steam generator	<input checked="" type="checkbox"/>	<input type="checkbox"/>	<input type="checkbox"/>
28. PTFE-inlet tubing NaOH	<input checked="" type="checkbox"/>	<input type="checkbox"/>	<input type="checkbox"/>
29. Silicone tubing 8x16 for cooling water inlet	<input checked="" type="checkbox"/>	<input type="checkbox"/>	<input type="checkbox"/>
30. Silicone tubing 8x16 for cooling water outlet	<input checked="" type="checkbox"/>	<input type="checkbox"/>	<input type="checkbox"/>
31. Viton-tubing 6x12*50 mm.	<input checked="" type="checkbox"/>	<input type="checkbox"/>	<input type="checkbox"/>
32. Silicone tubing 4x7 mm.	<input type="checkbox"/>	<input type="checkbox"/>	<input checked="" type="checkbox"/>	option

รายงานผลการให้บริการ

1. TECHNICAL DATA				
	Pass	Fail	N/A	Remark
Main Supply 220 volt + 10% 50 Hz with ground	<input checked="" type="checkbox"/>	<input type="checkbox"/>	<input type="checkbox"/>
Normal current	<input checked="" type="checkbox"/>	<input type="checkbox"/>	<input type="checkbox"/>	6 a
1.1 COOLING WATER BATH				
	Pass	Fail	N/A	Remark
Temperature 15-20 °C	<input checked="" type="checkbox"/>	<input type="checkbox"/>	<input type="checkbox"/>
Cooling Water Outlet	<input checked="" type="checkbox"/>	<input type="checkbox"/>	<input type="checkbox"/>
Control Temperature	<input checked="" type="checkbox"/>	<input type="checkbox"/>	<input type="checkbox"/>
1.2 OPTICAL TEST VAP., 30.,				
	Pass	Fail	N/A	Remark
Screw cap GL14	<input checked="" type="checkbox"/>	<input type="checkbox"/>	<input type="checkbox"/>
Screw cap GL18	<input checked="" type="checkbox"/>	<input type="checkbox"/>	<input type="checkbox"/>
Screw cap GL32	<input checked="" type="checkbox"/>	<input type="checkbox"/>	<input type="checkbox"/>
Distillation Head	<input checked="" type="checkbox"/>	<input type="checkbox"/>	<input type="checkbox"/>
Condensor	<input checked="" type="checkbox"/>	<input type="checkbox"/>	<input type="checkbox"/>
Viton Cone	<input checked="" type="checkbox"/>	<input type="checkbox"/>	<input type="checkbox"/>
Ventilation Valve	<input checked="" type="checkbox"/>	<input type="checkbox"/>	<input type="checkbox"/>
Micro Switch Sample	<input checked="" type="checkbox"/>	<input type="checkbox"/>	<input type="checkbox"/>
2. SYSTEM COOLING WATER INLET				
	Pass	Fail	N/A	Remark
Cooling Water Inlet	<input checked="" type="checkbox"/>	<input type="checkbox"/>	<input type="checkbox"/>
Cooling Water Outlet	<input checked="" type="checkbox"/>	<input type="checkbox"/>	<input type="checkbox"/>
Magnetic valve	<input checked="" type="checkbox"/>	<input type="checkbox"/>	<input type="checkbox"/>
3.SYSTEM CONTROL				
	Pass	Fail	N/A	Remark
Key Board	<input checked="" type="checkbox"/>	<input type="checkbox"/>	<input type="checkbox"/>
Display	<input checked="" type="checkbox"/>	<input type="checkbox"/>	<input type="checkbox"/>
Program	<input checked="" type="checkbox"/>	<input type="checkbox"/>	<input type="checkbox"/>
Adding H ₂ O	<input checked="" type="checkbox"/>	<input type="checkbox"/>	<input type="checkbox"/>	vap 30,40 only
Adding NaOH	<input checked="" type="checkbox"/>	<input type="checkbox"/>	<input type="checkbox"/>
Adding H ₃ BO ₃	<input type="checkbox"/>	<input type="checkbox"/>	<input checked="" type="checkbox"/>	vap 40 only
Section Sample	<input checked="" type="checkbox"/>	<input type="checkbox"/>	<input type="checkbox"/>	vap 30,40 only
4.SYSTEM DISTILLATION				
	Pass	Fail	N/A	Remark
Boiler	<input checked="" type="checkbox"/>	<input type="checkbox"/>	<input type="checkbox"/>
Level Sensor	<input checked="" type="checkbox"/>	<input type="checkbox"/>	<input type="checkbox"/>
Novoprene-Tubing	<input checked="" type="checkbox"/>	<input type="checkbox"/>	<input type="checkbox"/>
Solenoid Valve Shut-Off	<input checked="" type="checkbox"/>	<input type="checkbox"/>	<input type="checkbox"/>
Solenoid Valve Steam	<input checked="" type="checkbox"/>	<input type="checkbox"/>	<input type="checkbox"/>
Excess Pressure Detector	<input checked="" type="checkbox"/>	<input type="checkbox"/>	<input type="checkbox"/>
Ventilation Valve	<input checked="" type="checkbox"/>	<input type="checkbox"/>	<input type="checkbox"/>
Heater	<input checked="" type="checkbox"/>	<input type="checkbox"/>	<input type="checkbox"/>

5. PUMP

	Pass	Fail	N/A	Remark
Pump H ₂ O Steam	<input checked="" type="checkbox"/>	<input type="checkbox"/>	<input type="checkbox"/>
- Non-Return Valve	<input checked="" type="checkbox"/>	<input type="checkbox"/>	<input type="checkbox"/>
Pump H ₂ O Sample	<input checked="" type="checkbox"/>	<input type="checkbox"/>	<input type="checkbox"/>
- Non-Return Valve	<input checked="" type="checkbox"/>	<input type="checkbox"/>	<input type="checkbox"/>
Pump NaOH	<input checked="" type="checkbox"/>	<input type="checkbox"/>	<input type="checkbox"/>
- Non-Return Valve	<input checked="" type="checkbox"/>	<input type="checkbox"/>	<input type="checkbox"/>
Pump H ₃ BO ₃	<input type="checkbox"/>	<input type="checkbox"/>	<input checked="" type="checkbox"/>
- Non-Return Valve	<input type="checkbox"/>	<input type="checkbox"/>	<input checked="" type="checkbox"/>
Pump Suction	<input checked="" type="checkbox"/>	<input type="checkbox"/>	<input type="checkbox"/>

6. The Following Program Run :

	Pass	Fail	N/A	Remark
Addition H ₂ O 0-99 sec.	<input checked="" type="checkbox"/>	<input type="checkbox"/>	<input type="checkbox"/>
Addition NaOH 0-99 sec.	<input checked="" type="checkbox"/>	<input type="checkbox"/>	<input type="checkbox"/>
Addition H ₃ BO ₃ 0-99 sec.	<input type="checkbox"/>	<input type="checkbox"/>	<input checked="" type="checkbox"/>
Reaction Time 0-99 min.	<input checked="" type="checkbox"/>	<input type="checkbox"/>	<input type="checkbox"/>
Distillation Time 0-99 min	<input checked="" type="checkbox"/>	<input type="checkbox"/>	<input type="checkbox"/>
Steam Capacity 30%-100%	<input checked="" type="checkbox"/>	<input type="checkbox"/>	<input type="checkbox"/>
Suction Time 0-99 sec.	<input checked="" type="checkbox"/>	<input type="checkbox"/>	<input type="checkbox"/>
The Instrument is in perfect technical shape	<input checked="" type="checkbox"/>	<input type="checkbox"/>	<input type="checkbox"/>

Remark :

.....

.....

Error Code

The micro-processor continually surveys all the functions of the distillation system. As soon as an error arises it is shown on the display and accompanied by an acoustic signal.

Error message	Measures
No tap water	Check cooling water inlet for blockages. Ensure the tap is turned on
No sample tube	Insert tube
Check chemicals	Check set of tanks
Low water Press Enter	Check the water inlet distilled H ₂ O
↓ Filling Steam generator	This message disappears as soon as steam generator is filled






After the above mentioned errors are corrected, the following message is displayed.

Error message	Measures
Stop Prog. No. x continue=Enter	Enter = continue of interrupted program Reset = Standby-mode

Other error messages

Error message	Measures
Wait for steam	Message disappears as soon as stand-by is reached
Add sol. > 1min Continue=Enter	Check programming Enter=continue of interrupted program Reset=Standby-mode
Program undefined	Check programming
Excess steam pressure	Switch the system off and call service
Sensor error	Switch the system off and call service

เอกสารสอบเทียบเครื่องมือตรวจวัดค่า BOD

 	QUALITY CALIBRATION CO.,LTD. 235 Petchkasem 63/2 Road, Laksong, Bangkoe, Bangkok 10160 Tel (662) 421-5402, (662) 444-0132-3, Fax (662) 809-4384 www.qcalibration.com	 
CERTIFICATE No : 22T8989 REFERENCE No : 66263-2		PAGE : 1 OF 2
Certificate of Calibration		
EQUIPMENT	:	INCUBATOR
MANUFACTURER	:	N/A
MODEL	:	N/A
SERIAL No	:	N/A
ID No	:	EQL-182
CONDITION AS RECEIVED	:	USED ITEM
SUBMITTED BY	:	TEST TECH CO., LTD. 30,32 RAMA II SOI 63, RAMA II RD., SAMAEDAM, BANGKHUNTHIAN, BANGKOK 10150
CALIBRATED BY	:	CHAICHARN CH.
CALIBRATION DATE	:	19-Aug-22
APPROVED BY	:	 PONGSAK J.
ISSUED DATE	:	19-Aug-22
RECEIVED DATE	:	19-Aug-22
THIS CERTIFICATE MAY NOT BE REPRODUCED OTHER THAN IN FULL EXCEPT WITH THE PRIOR WRITTEN APPROVAL OF QUALITY CALIBRATION CO., LTD.		
F-G010 REV : 02		



Calibration Report

EQUIPMENT	:	INCUBATOR	MODEL	:	N/A
MANUFACTURER	:	N/A	SERIAL NUMBER	:	N/A
ID No	:	EQL-182	CALIBRATION DATE	:	19-Aug-22
RECEIVED DATE	:	19-Aug-22	RELATIVE HUMIDITY	:	51 %RH \pm 10 % RH
AMBIENT TEMPERATURE	:	27 °C \pm 1 °C			

CONDITION OF THIS RESULTS OF CALIBRATION

1. THIS INSTRUMENT WAS CALIBRATED ACCORDING TO TLAS G-20 BY COMPARISON WITH CALIBRATED THERMOCOUPLE TYPE K UNDER NO LOAD CONDITION. THE THERMOCOUPLES WERE PLACED ON 13 POINTS AND LOCATED AS THE PICTURE BELOW AND WAS AWAY FROM THE EACH WALL OF 5 cm TO 10 cm. AND PLACED THE SEVENTH THERMOCOUPLE WITHIN 2.5 cm. OF THE GEOMETRIC CENTER OF THE CHAMBER. THE UNIFORMITY WAS MEASURED BETWEEN REFERENCE PROBE AND OTHER PROBES AT THE SAME TIME.

2. REFERENCE STANDARD INSTRUMENTS :-

INSTRUMENT	MODEL	SERIAL No	CERTIFICATE No	DUE DATE
1) DATA LOGGER WITH TC TYPE K	HYDRA 2635A	7301307	22T7508	05-Jul-23
3. THIS RESULT WAS FOUND ACCURATE AS SHOWN ON DATE AND PLACE OF CALIBRATION ONLY.				
4. THIS RESULT EXCLUDE LONG TERM STABILITY OF THE UNIT UNDER CALIBRATION.				
5. THIS CERTIFICATE IS TRACEABLE TO THE INTERNATIONAL SYSTEM OF UNIT MAINTAINED AT:-				
- NATIONAL INSTITUTE OF METROLOGY (THAILAND) THROUGH QUALITY CALIBRATION CO.,LTD.				

RESULT OF CALIBRATION :- WITHOUT ADJUSTMENT

GENERAL INFORMATION

Overall Ambient Temperature around the Chamber (°C) variation : 3
Overall Line Voltage (V) variation : 3
Instrument Condition : Normal
Chamber Size (W*L*H): 190*70*170 cm

CHAMBER PERFORMANCE

Calibrate Point (°C)	Average All Position Temp. (°C)	Temperature Stability (\pm °C)	Temperature Uniformity (°C)	Overall Variation (°C)
20.0	19.90	0.05	0.46	0.69

TEMPERATURE MEASUREMENT ACCURACY TEST

Controller temperature (°C)		20.0
Indicating Temperature		19.7
Measured Temperature (°C) at Spread Locations	1	20.16
	2	19.79
	3	20.07
	4	19.63
	5	19.89
	6	19.87
	7 Ref.	20.08
	8	19.76
	9	19.67
	10	19.97
	11	20.30
	12	19.82
	13	19.73
Uncertainty of Measurement(± °C)		0.39

NOTE 1 : THE UNCERTAINTY OF MEASUREMENT EXCLUDED TEMPERATURE UNIFORMITY OF THE CHAMBER.






NOTE 2 : LOCATION 7 WAS REFERENCE LOCATION.

NOTE 3 : THIS CALIBRATION WAS CARRIED OUT AT THE CUSTOMER'S PLACE AT LABORATORY AREA. THE REPORTED UNCERTAINTY OF MEASUREMENT WAS BASED ON A STANDARD UNCERTAINTY MULTIPLIED BY A COVERAGE FACTOR $k=2$, PROVIDING A LEVEL OF CONFIDENCE APPROXIMATELY 95%.

END OF CALIBRATION REPORT

F-G010 REV : 02

เอกสารสอบเทียบเครื่องมือตรวจวัดค่า TTS, TDS

 	QUALITY CALIBRATION CO.,LTD. 235 Petchkasem 63/2 Road, Laksong, Bangkok, Bangkok 10160 Tel (662) 421-5402, (662) 444-0132-3, Fax (662) 809-4384 www.qcalibration.com	 
CERTIFICATE No : 22T8989 REFERENCE No : 66263-2		PAGE : 1 OF 2
Certificate of Calibration		
EQUIPMENT	:	INCUBATOR
MANUFACTURER	:	N/A
MODEL	:	N/A
SERIAL No	:	N/A
ID No	:	EQL-182
CONDITION AS RECEIVED	:	USED ITEM
SUBMITTED BY	:	TEST TECH CO., LTD. 30,32 RAMA II SOI 63, RAMA II RD., SAMAEDAM, BANGKHUNTHIAN, BANGKOK 10150
CALIBRATED BY	:	CHAICHARN CH.
CALIBRATION DATE	:	19-Aug-22
APPROVED BY	:	 PONGSAK J.
ISSUED DATE	:	19-Aug-22
RECEIVED DATE	:	19-Aug-22
THIS CERTIFICATE MAY NOT BE REPRODUCED OTHER THAN IN FULL EXCEPT WITH THE PRIOR WRITTEN APPROVAL OF QUALITY CALIBRATION CO., LTD.		
F-G010 REV : 02		



Calibration Report

EQUIPMENT : INCUBATOR
MANUFACTURER : N/A
ID No : EQL-182
RECEIVED DATE : 19-Aug-22
AMBIENT TEMPERATURE : 27 °C ± 1 °C
MODEL : N/A
SERIAL NUMBER : N/A
CALIBRATION DATE : 19-Aug-22
RELATIVE HUMIDITY : 51 %RH ± 10 % RH

CONDITION OF THIS RESULTS OF CALIBRATION

1. THIS INSTRUMENT WAS CALIBRATED ACCORDING TO TLAS G-20 BY COMPARISON WITH CALIBRATED THERMOCOUPLE TYPE K UNDER NO LOAD CONDITION. THE THERMOCOUPLES WERE PLACED ON 13 POINTS AND LOCATED AS THE PICTURE BELOW AND WAS AWAY FROM THE EACH WALL OF 5 cm TO 10 cm. AND PLACED THE SEVENTH THERMOCOUPLE WITHIN 2.5 cm. OF THE GEOMETRIC CENTER OF THE CHAMBER. THE UNIFORMITY WAS MEASURED BETWEEN REFERENCE PROBE AND OTHER PROBES AT THE SAME TIME.

2. REFERENCE STANDARD INSTRUMENTS :-

INSTRUMENT	MODEL	SERIAL No	CERTIFICATE No	DUE DATE
1) DATA LOGGER WITH TC TYPE K	HYDRA 2635A	7301307	22T7508	05-Jul-23

3. THIS RESULT WAS FOUND ACCURATE AS SHOWN ON DATE AND PLACE OF CALIBRATION ONLY.
4. THIS RESULT EXCLUDE LONG TERM STABILITY OF THE UNIT UNDER CALIBRATION.
5. THIS CERTIFICATE IS TRACEABLE TO THE INTERNATIONAL SYSTEM OF UNIT MAINTAINED AT:-
- NATIONAL INSTITUTE OF METROLOGY (THAILAND) THROUGH QUALITY CALIBRATION CO.,LTD.

RESULT OF CALIBRATION :- WITHOUT ADJUSTMENT

GENERAL INFORMATION

Overall Ambient Temperature around the Chamber (°C) variation : 3
Overall Line Voltage (V) variation : 3
Instrument Condition : Normal
Chamber Size (W*L*H): 190*70*170 cm

CHAMBER PERFORMANCE

Calibrate Point (°C)	Average All Position Temp. (°C)	Temperature Stability (±°C)	Temperature Uniformity (°C)	Overall Variation (°C)
20.0	19.90	0.05	0.46	0.69

TEMPERATURE MEASUREMENT ACCURACY TEST

Controller temperature (°C)		20.0
Indicating Temperature		19.7
Measured Temperature (°C) at Spread Locations	1	20.16
	2	19.79
	3	20.07
	4	19.63
	5	19.89
	6	19.87
	7 Ref.	20.08
	8	19.76
	9	19.67
	10	19.97
	11	20.30
	12	19.82
	13	19.73
Uncertainty of Measurement(± °C)		0.39

NOTE 1 : THE UNCERTAINTY OF MEASUREMENT EXCLUDED TEMPERATURE UNIFORMITY OF THE CHAMBER.

NOTE 2 : LOCATION 7 WAS REFERENCE LOCATION.

NOTE 3 : THIS CALIBRATION WAS CARRIED OUT AT THE CUSTOMER'S PLACE AT LABORATORY AREA.
THE REPORTED UNCERTAINTY OF MEASUREMENT WAS BASED ON A STANDARD UNCERTAINTY MULTIPLIED BY A COVERAGE FACTOR k=2, PROVIDING A LEVEL OF CONFIDENCE APPROXIMATELY 95%.

END OF CALIBRATION REPORT

F-G010 REV : 02

เอกสารสอบเทียบเครื่องมือตรวจวัดค่า Digital Balance, Water Bath(OIL)



QUALITY CALIBRATION CO.,LTD.
235 Petchkasem 63/2 Road, Laksong, Bangkok, Bangkok 10160
Tel (662) 421-5402, (662) 444-0152-3, Fax (662) 809-4584
www.qcalibration.com



CERTIFICATE No : 22M7652
REFERENCE No : 65843-6

PAGE : 1 OF 2

Certificate of Calibration

EQUIPMENT : DIGITAL BALANCE
MANUFACTURER : SARTORIUS
MODEL : QUINTIX 224-15
SERIAL No : 29302452
ID No : EQL-164
CONDITION AS RECEIVED : USED ITEM
SUBMITTED BY : TEST TECH CO., LTD.
30,32 RAMA II SOI 63, RAMA II RD.,
SAMAEDAM, BANGKHUNTHIAN, BANGKOK
10150

CALIBRATED BY : TETNITHI W.

CALIBRATION DATE : 14-Jul-22

APPROVED BY : 
PONGSAK J.

ISSUED DATE : 15-Jul-22

RECEIVED DATE : 14-Jul-22

THIS CERTIFICATE MAY NOT BE REPRODUCED OTHER THAN IN FULL EXCEPT WITH THE PRIOR WRITTEN APPROVAL OF
QUALITY CALIBRATION CO., LTD.

F-G010 REV 02



CERTIFICATE No : 22M7652

PAGE : 2 OF 2

Calibration Report

EQUIPMENT : DIGITAL BALANCE MODEL : QUINTIX 224-15
MANUFACTURER : SARTORIUS S/N : 29302452
ID No : EQL-164 RECEIVED DATE : 14-Jul-22
AIR PRESSURE : 1008mbar \pm 1mbar CALIBRATION DATE : 14-Jul-22
AMBIENT TEMPERATURE : 26° C \pm 1° C RELATIVE HUMIDITY : 57 %RH \pm 10 % RH

CONDITION OF THIS RESULTS OF CALIBRATION

1. THIS INSTRUMENT WAS CALIBRATED BY ACCORDING TO UKAS LAB 14 EDITION 6:2019. BY USING KNOWN WEIGHT STANDARD WEIGHT. THE BALANCE WAS ADJUSTED USING WEIGHT OF QUALITY CALIBRATION TO ADJUST. THE BALANCE HAS NO ZERO TRACKING FUNCTION. REPEATABILITY WAS MEASURED BY USING 10 REPEATED MEASUREMENTS. LINEARITY WAS MEASURED COVERING 10 POINTS, EVENLY SPREAD OVER THE RANGE. THE INSTRUMENT WAS SET ZERO BEFORE PERFORMING THE LINEARITY TEST. OFF-CENTER LOADING WAS MEASURED BY USING STANDARD WEIGHTS PLACED ON THE PAN AND MOVED TO VARIOUS POSITIONS ON THE PAN.

2. REFERENCE STANDARD INSTRUMENTS :-

INSTRUMENT	MODEL	SERIAL No	CERTIFICATE No	DUE DATE
1) STANDARD WEIGHT SET	E2	QK-1-151	C02210415	09-Feb-23
2) STANDARD WEIGHT	E2	15843	C02210419	10-Feb-23
3) STANDARD WEIGHT	E2	QK-1-349	M2103233S	26-Mar-23

3. THIS RESULT WAS FOUND ACCURATE AS SHOWN ON DATE AND PLACE OF CALIBRATION ONLY.

4. THIS RESULT EXCLUDE LONG TERM STABILITY OF THE UNIT UNDER CALIBRATION.

5. THIS CERTIFICATE IS TRACEABLE TO THE INTERNATIONAL SYSTEM OF UNIT MAINTAINED AT:-

- NATIONAL INSTITUTE OF METROLOGY (THAILAND) THROUGH CENTRAL BUREAU OF WEIGHTS&MEASURES

RESULT OF CALIBRATION :- WITHOUT ADJUSTMENT

1. ZERO SETTING FUNCTION : NORMAL

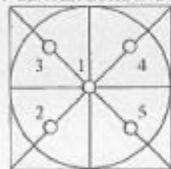
2. TARE FUNCTION : NORMAL

3. REPEATABILITY OF READING AT 200 g WAS 0.000042 g

4. DEPARTURE FROM NOMINAL VALUE/ LINEARITY

NOMINAL VALUE (g)	BALANCE READING (g)	CORRECTION (g)	UNCERTAINTY (\pm g)
0.0	0.0000	0.0000	0.000073
0.1	0.1000	0.0000	0.000074
0.2	0.2000	0.0000	0.000074
1.0	1.0000	0.0000	0.000075
2.0	2.0000	0.0000	0.000075
20.0	20.0000	0.0000	0.000085
45.0	45.0001	-0.0001	0.00014
65.0	65.0001	-0.0001	0.00013
80.0	80.0001	-0.0001	0.00017
100.0	100.0000	0.0000	0.00019
120.0	120.0000	0.0000	0.00022
140.0	140.0000	0.0000	0.00025
160.0	160.0000	0.0000	0.00027
180.0	180.0000	0.0000	0.00030
200.0	199.9998	0.0002	0.00032

5. OFF CENTER LOADING ERROR



POINT	READING (g)
1	99.9999
2	99.9998
3	99.9998
4	99.9999
5	99.9999
OFF-CENTER LOADING	0.0001

NOTE: THIS CALIBRATION WAS CARRIED OUT AT THE CUSTOMER'S PLACE AT LABORATORY AREA
THE REPORTED UNCERTAINTY OF MEASUREMENT WAS BASED ON A STANDARD UNCERTAINTY MULTIPLIED BY A COVERAGE FACTOR $k=2$, PROVIDING A LEVEL OF CONFIDENCE APPROXIMATELY 95%.

END OF CALIBRATION REPORT

F-G010 REV 02



QUALITY CALIBRATION CO.,LTD.
235 Petchkasem 63/2 Road, Laksong, Bangkok, Bangkok 10160
Tel (662) 421-5402, (662) 444-0152-3, Fax (662) 809-4584
www.qcalibration.com



CERTIFICATE No : 22T9920
REFERENCE No : 66549-7

PAGE : 1 OF 2

Certificate of Calibration

EQUIPMENT : WATER BATH
MANUFACTURER : N/A
MODEL : SUP IV
SERIAL No : N/A
ID No : EQL-056
CONDITION AS RECEIVED : USED ITEM
SUBMITTED BY : TEST TECH CO., LTD.
30,32 RAMA II SOI 63, RAMA II RD., SAMAEDAM,
BANGKHUNTHIAN, BANGKOK 10150

CALIBRATED BY : PRASERT P.
CALIBRATION DATE : 15-Sep-22

APPROVED BY : 
PONGSAK J.

ISSUED DATE : 21-Sep-22

RECEIVED DATE : 15-Sep-22

THIS CERTIFICATE MAY NOT BE REPRODUCED OTHER THAN IN FULL EXCEPT WITH THE PRIOR WRITTEN APPROVAL OF
QUALITY CALIBRATION CO., LTD.

P-G010 REV : 02



Calibration Report

EQUIPMENT : WATER BATH
MANUFACTURER : N/A
ID NUMBER : EQL-056
RECEIVED DATE : 15-Sep-22
AMBIENT TEMPERATURE : 25 °C ± 1 °C
MODEL : SUP IV
SERIAL NUMBER : N/A
CALIBRATION DATE : 15-Sep-22
RELATIVE HUMIDITY : 49 %RH ± 10 % RH

CONDITION OF THIS RESULTS OF CALIBRATION

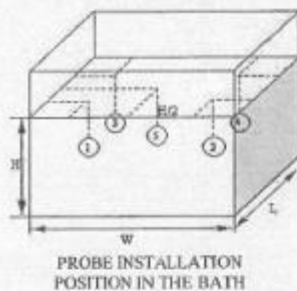
1. THIS INSTRUMENT WAS CALIBRATED ACCORDING TO ASTM E715-80 (REAPPROVED 2001) BY COMPARISON WITH CALIBRATED RTD. THE PROBES WERE PLACED ON FIVE POINTS AND LOCATED ONE PROBE IN EACH OF THE FOUR CORNERS OF THE BATH AND PLACED THE FIFTH RTD WITHIN 2.5 cm. OF THE GEOMETRIC CENTER OF THE WATER VOLUME (REFERENCE LOCATION) UNDER NO LOAD CONDITION.

2. REFERENCE STANDARD INSTRUMENTS :-

INSTRUMENT	MODEL	SERIAL No	CERTIFICATE No	DUE DATE
1) DATA LOGGER WITH RTD	2625A	6603614	22T7514	05-Jul-23

3. THIS RESULT WAS FOUND ACCURATE AS SHOWN ON DATE AND PLACE OF CALIBRATION ONLY.
4. THIS RESULT EXCLUDE LONG TERM STABILITY OF THE UNIT UNDER CALIBRATION.
5. THIS CERTIFICATE IS TRACEABLE TO THE INTERNATIONAL SYSTEM OF UNIT MAINTAINED AT:-
- NATIONAL INSTITUTE OF METROLOGY (THAILAND) THROUGH QUALITY CALIBRATION CO.,LTD.

RESULT OF CALIBRATION :- WITHOUT ADJUSTMENT



GENERAL INFORMATION

Overall Variation of Ambient Temperature around the Bath (°C) : 0.6
Overall Variation of Line Voltage (V) : 3
Instrument Condition : Normal
Bath Inner Size (W*L*H) : 59*35*20 cm

BATH PERFORMANCE

Calibrate Point (°C)	Average All Position Temp. (°C)	Temperature Stability (±°C)	Temperature Uniformity (°C)	Overall Variation (°C)
83.0	82.94	0.07	0.04	0.17

TEMPERATURE MEASUREMENT ACCURACY TEST

Controller Temp (°C)	Indicating Temp (°C)	Measured Temperature (°C) at Spread Locations					Uncertainty (± °C)
		#1	#2	#3	#4	Ref. 5	
83.0	83.0	82.93	82.92	82.93	82.96	82.95	0.16






NOTE 1 : THE UNCERTAINTY OF MEASUREMENT EXCLUDED TEMPERATURE UNIFORMITY OF THE BATH.

NOTE 2 : THIS CALIBRATION WAS CARRIED OUT AT THE CUSTOMER'S PLACE AT LABORATORY AREA.

THE REPORTED UNCERTAINTY OF MEASUREMENT WAS BASED ON A STANDARD UNCERTAINTY MULTIPLIED BY A COVERAGE FACTOR k=2, PROVIDING A LEVEL OF CONFIDENCE APPROXIMATELY 95%

END OF CALIBRATION REPORT

เอกสารสอบเทียบเครื่องมือตรวจวัดค่า Incubator, Water Bath(เชื้อ)

				QUALITY CALIBRATION CO.,LTD. 235 Petchkasem 63/2 Road, Laksong, Bangkae, Bangkok 10160 Tel (662) 421-5402, (662) 444-0152-3, Fax (662) 809-4584 www.qcalibration.com					
CERTIFICATE No : 22T1726 REFERENCE No : 64109-2				PAGE : 1 OF 2					
Certificate of Calibration									
EQUIPMENT		:	INCUBATOR						
MANUFACTURER		:	MEMMERT						
MODEL		:	IF 160						
SERIAL No		:	D518.0082						
ID No		:	EQL-205						
CONDITION AS RECEIVED		:	USED ITEM						
SUBMITTED BY		:	TEST TECH CO., LTD. 30,32 RAMA II SOI 63, RAMA II RD., SAMAEDAM, BANGKHUNTHIAN, BANGKOK 10150						
CALIBRATED BY		:	CHAICHARN CH.						
CALIBRATION DATE		:	21-Feb-22						
APPROVED BY		:	 PONGSAK J.						
ISSUED DATE		:	22-Feb-22						
RECEIVED DATE		:	21-Feb-22						
THIS CERTIFICATE MAY NOT BE REPRODUCED OTHER THAN IN FULL EXCEPT WITH THE PRIOR WRITTEN APPROVAL OF QUALITY CALIBRATION CO., LTD.									

F-G010 REV : 02



QUALITY CALIBRATION CO.,LTD.

235 Petchkasem 63/2 Road, Laksong, Bangkhae, Bangkok 10160
Tel (662) 421-5402, (662) 444-0152-3, Fax (662) 809-4584

CERTIFICATE No : 22T1726

PAGE : 2 OF 2

Calibration Report

EQUIPMENT : INCUBATOR
MANUFACTURER : MEMMERT
MODEL : IF 160
ID No : EQL-205
RECEIVED DATE : 21-Feb-22
AMBIENT TEMPERATURE : 24 °C ± 1 °C
S/N : D518.0082
CALIBRATION DATE : 21-Feb-22
RELATIVE HUMIDITY : 50 %RH ± 10 %RH

CONDITION OF THIS RESULTS OF CALIBRATION

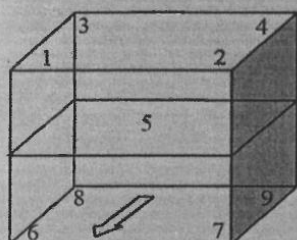
1. THIS INSTRUMENT WAS CALIBRATED ACCORDING TO TLAS G-20 BY COMPARISON WITH CALIBRATED RTD Pt100 UNDER NO LOAD CONDITION. THE TEMPERATURE PROBES WERE PLACED ON NINE POINTS AND LOCATED ONE THERMOMETER PROBE IN EACH OF THE EIGHT CORNERS OF THE CHAMBER AND WAS AWAY FROM THE EACH WALL OF 5 cm TO 10 cm. AND PLACED THE NINTH THERMOMETER PROBE WITHIN 2.5 cm. OF THE GEOMETRIC CENTER OF THE CHAMBER. THE UNIFORMITY WAS MEASURED BETWEEN REFERENCE PROBE AND OTHER PROBES AT THE SAME TIME.

2. REFERENCE STANDARD INSTRUMENTS :-

INSTRUMENT	MODEL	SERIAL No	CERTIFICATE No	DUE DATE
1) DATA LOGGER WITH RTD	HYDRA 2635A	6635300	21T6765	10-Jul-22

3. THIS RESULT WAS FOUND ACCURATE AS SHOWN ON DATE AND PLACE OF CALIBRATION ONLY.
4. THIS RESULT EXCLUDE LONG TERM STABILITY OF THE UNIT UNDER CALIBRATION.
5. THIS CERTIFICATE IS TRACEABLE TO THE INTERNATIONAL SYSTEM OF UNIT MAINTAINED AT -
- NATIONAL INSTITUTE OF METROLOGY (THAILAND) THROUGH QUALITY CALIBRATION CO.,LTD.

RESULT OF CALIBRATION :- WITHOUT ADJUSTMENT



FRONT

GENERAL INFORMATION

Overall Ambient Temperature around the Chamber (°C) variation : 2
Overall Line Voltage (V) variation : 9
Instrument Condition : Normal
Chamber Size (W*L*H): 56*40*72 cm

CHAMBER PERFORMANCE

Calibration Point (°C)	Controller Temperature (°C)	Indicating Temperature (°C)	Average All Locations (°C)	Temperature Stability (±°C)	Temperature Uniformity (°C)	Overall Variation (°C)
35.0	35.0	35.0	34.99	0.02	0.14	0.20
36.0	36.0	36.0	36.00	0.03	0.14	0.22
41.5	41.5	41.5	41.46	0.05	0.10	0.19

TEMPERATURE MEASUREMENT ACCURACY TEST

Controller Temp (°C)	Indicating Temp (°C)	Measured Temperature (°C) at Spread Locations									Uncertainty (± °C)
		#1	#2	#3	#4	Ref. 5	#6	#7	#8	#9	
35.0	35.0	34.91	34.94	34.93	34.93	34.98	35.03	35.08	35.01	35.08	0.25
36.0	36.0	35.93	35.95	35.95	35.94	36.00	36.05	36.10	36.01	36.10	0.25
41.5	41.5	41.46	41.47	41.41	41.47	41.50	41.47	41.45	41.43	41.49	0.36

NOTE 1 : THE UNCERTAINTY OF MEASUREMENT EXCLUDED TEMPERATURE UNIFORMITY OF THE CHAMBER.

NOTE 2 : LOCATION 5 WAS REFERENCE LOCATION.

NOTE 3 : THIS CALIBRATION WAS CARRIED OUT AT THE CUSTOMER'S PLACE AT LABORATORY AREA.

THE REPORTED UNCERTAINTY OF MEASUREMENT WAS BASED ON A STANDARD UNCERTAINTY MULTIPLIED BY A COVERAGE FACTOR k=2, PROVIDING A LEVEL OF CONFIDENCE APPROXIMATELY 95%.

END OF CALIBRATION REPORT

F-G010 REV : 02

**QUALITY CALIBRATION CO.,LTD.**

235 Petchkasem 63/2 Road, Laksong, Bangkai, Bangkok 10160

Tel (662) 421-5402, (662) 444-0152-3, Fax (662) 809-4584

www.qcalibration.com



CERTIFICATE No : 21T7073

REFERENCE No : 61873-1


PAGE : 1 OF 2

Certificate of Calibration

EQUIPMENT : WATER BATH
MANUFACTURER : MEMMERT
MODEL : WPE 45
SERIAL No : L711.0024
ID No : EQL-147
CONDITION AS RECEIVED : USED ITEM
SUBMITTED BY : TEST TECH CO., LTD.
30,32 RAMA II SOI 63, RAMA II RD., SAMAEDAM,
BANGKHUNTHIAN, BANGKOK 10150

CALIBRATED BY : CHAICHARN CH.

CALIBRATION DATE : 20-Jul-21

APPROVED BY : 
PONGSAK J.

ISSUED DATE : 21-Jul-21

RECEIVED DATE : 20-Jul-21

THIS CERTIFICATE MAY NOT BE REPRODUCED OTHER THAN IN FULL EXCEPT WITH THE PRIOR WRITTEN APPROVAL OF
QUALITY CALIBRATION CO., LTD.

F-G010 REV : 02



QUALITY CALIBRATION CO., LTD.

235 Petchkasem 63/2 Road, Laksong, Bangkai, Bangkok 10160
Tel (662) 421-5402, (662) 444-0152-3, Fax (662) 809-4584
www.qcalibration.com

CERTIFICATE No : 21T7073

PAGE : 2 OF 2

Calibration Report

EQUIPMENT : WATER BATH
MANUFACTURER : MEMMERT
ID NUMBER : EQL-147
RECEIVED DATE : 20-Jul-21
AMBIENT TEMPERATURE : 24 °C ± 1 °C
MODEL : WPE 45
SERIAL NUMBER : L711.0024
CALIBRATION DATE : 20-Jul-21
RELATIVE HUMIDITY : 50 %RH ± 10 % RH

CONDITION OF THIS RESULTS OF CALIBRATION

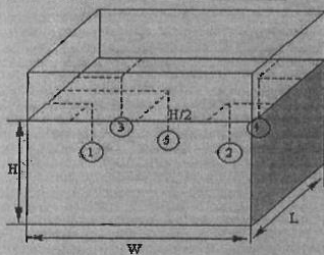
1. THIS INSTRUMENT WAS CALIBRATED ACCORDING TO ASTM E715-80 (REAPPROVED 2001) BY COMPARISON WITH CALIBRATED RTD. THE PROBES WERE PLACED ON FIVE POINTS AND LOCATED ONE PROBE IN EACH OF THE FOUR CORNERS OF THE BATH AND PLACED THE FIFTH RTD WITHIN 2.5 cm. OF THE GEOMETRIC CENTER OF THE WATER VOLUME (REFERENCE LOCATION) UNDER NO LOAD CONDITION.

2. REFERENCE STANDARD INSTRUMENTS :-

INSTRUMENT	MODEL	SERIAL No	CERTIFICATE No	DUE DATE
1) DATA LOGGER WITH RTD	2625A	6603614	21T6761	05-Jul-22

3. THIS RESULT WAS FOUND ACCURATE AS SHOWN ON DATE AND PLACE OF CALIBRATION ONLY.
4. THIS RESULT EXCLUDE LONG TERM STABILITY OF THE UNIT UNDER CALIBRATION.
5. THIS CERTIFICATE IS TRACEABLE TO THE INTERNATIONAL SYSTEM OF UNIT MAINTAINED AT:-
- NATIONAL INSTITUTE OF METROLOGY (THAILAND) THROUGH QUALITY CALIBRATION CO., LTD.

RESULT OF CALIBRATION :- WITHOUT ADJUSTMENT



PROBE INSTALLATION
POSITION IN THE BATH

GENERAL INFORMATION

Overall Variation of Ambient Temperature around the Bath (°C) : 1.8
Overall Variation of Line Voltage (V) : 2
Instrument Condition : Normal
Bath Inner Size (W*L*H) : 60*42*24 cm

BATH PERFORMANCE

Calibration Point (°C)	Controller Temperature (°C)	Indicating Temperature (°C)	Average All Locations (°C)	Temperature Stability (±°C)	Temperature Uniformity (°C)	Overall Variation (°C)
41.5	41.5	41.5	41.52	0.05	0.03	0.12
44.5	44.5	44.5	44.51	0.05	0.03	0.13

TEMPERATURE MEASUREMENT ACCURACY TEST

Controller Temp (°C)	Indicating Temp (°C)	Measured Temperature (°C) at Spread Locations					Uncertainty (± °C)
		#1	#2	#3	#4	Ref. 5	
41.5	41.5	41.53	41.52	41.51	41.52	41.54	0.14
44.5	44.5	44.51	44.50	44.50	44.51	44.53	0.14

NOTE 1 : THE UNCERTAINTY OF MEASUREMENT EXCLUDED TEMPERATURE UNIFORMITY OF THE BATH.

NOTE 2 : THIS CALIBRATION WAS CARRIED OUT AT THE CUSTOMER'S PLACE AT QC LABORATORY AREA.

THE REPORTED UNCERTAINTY OF MEASUREMENT WAS BASED ON A STANDARD UNCERTAINTY MULTIPLIED BY A COVERAGE FACTOR k=2, PROVIDING A LEVEL OF CONFIDENCE APPROXIMATELY 95%.

END OF CALIBRATION REPORT

F-G010 REV : 02

ภาคผนวก 11

การฝึกซ้อมดับเพลิงและอพยพหนีไฟ ประจำปี

การฝึกซ้อมอพยพหนีไฟ ประจำปี

